

58 Jurisdictions Included in the report:

Alabama (AL)	Alaska (AK)	Arizona (AZ)	Arkansas (AR)	California-RN (CA-RN)
California-VN (CA-VN)	Colorado (CO)	Connecticut (CT)	Delaware (DE)	District of Columbia (DC)
Florida (FL)	Georgia (GA)	Guam (GU)	Hawaii (HI)	Idaho (ID)
Illinois (IL)	Indiana (IN)	Iowa (IA)	Kansas (KS)	Kentucky (KY)
Louisiana-PN (LA-PN)	Louisiana-RN (LA-RN)	Maine (ME)	Maryland (MD)	Massachusetts (MA)
Michigan (MI)	Minnesota (MN)	Mississippi (MS)	Missouri (MO)	Montana (MT)
Nebraska (NE)	Nebraska-AP (NE-APRN)	Nevada (NV)	New Hampshire (NH)	New Jersey (NJ)
New Mexico (NM)	New York (NY)	North Carolina (NC)	North Dakota (ND)	Northern Mariana Islands (CNMI)
Ohio (OH)	Oklahoma (OK)	Oregon (OR)	Pennsylvania (PA)	Rhode Island (RI)
South Carolina (SC)	South Dakota (SD)	Tennessee (TN)	Texas (TX)	Utah (UT)
Vermont (VT)	Virgin Islands (VI)	Virginia (VA)	Washington (WA)	West Virginia-PN (WV-PN)
West Virginia-RN (WV-RN)	Wisconsin (WI)	Wyoming (WY)		

Table of Contents

[1 . Terminology](#)

[3 . Composition of Board Members](#)

[4 . Board Member Requirements](#)

[5 . Appointment/Election of Board Members](#)

[6 . Board Member Terms](#)

[7 . Powers and Duties of the Board](#)

[8 . Board Meetings and Committees](#)

[9 . Amendments to Nursing Laws/New Practice Guidelines](#)

[10 . Sunrise/Sunset Laws](#)

[11 . Budget](#)

[12 . Revenue](#)

[13 . Newsletter](#)

[14 . Annual Report](#)


Member Board Profile Terminology

The following terms are used throughout all profiles:

Board of Nursing

[Back To Table of Contents](#)

Agency Type:



Responses	Jurisdictions	Number of Boards	Percentage of Boards Responding
Independent agency within state government	AL, AR, AZ, CNMI, IA, ID, KS, KY, LA-RN, MD, ME, MN, MO, MS, ND, NM, NV, OH, OK, OR, RI, SD, TX, WV-PN, WV-RN, WY	26	46%
Board within an umbrella state agency	AK, CA-RN, CA-VN, CO, CT, DC, DE, FL, GA, GU, HI, IL, IN, LA-PN, MA, MI, MT, NE, NH, NJ, NY, PA, SC, TN, UT, VA, VI, VT, WA, WI	30	53%
Independent agency outside state government	NC	1	2%

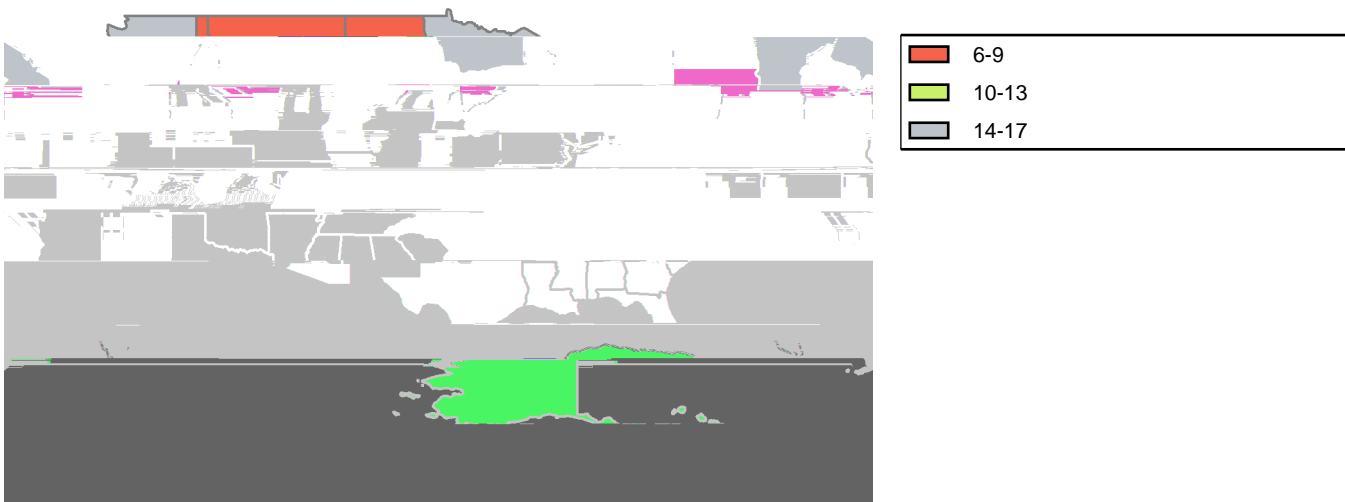
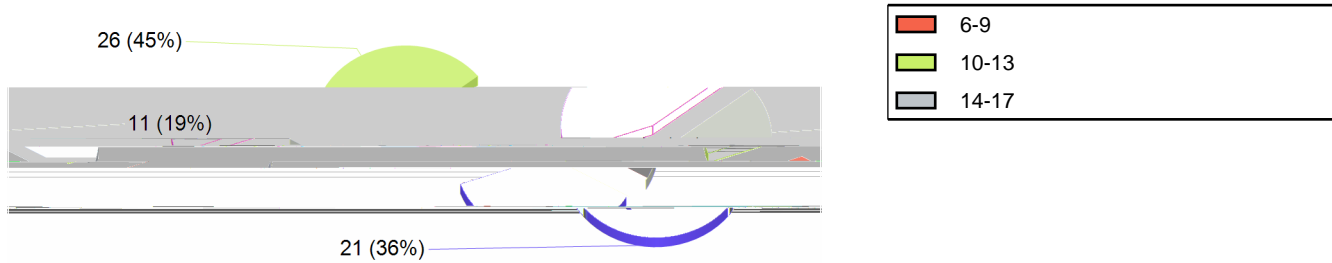


Please list the name of the department, division, branch, section or other such unit where the board of nursing is housed within your state government?

Jurisdiction	Response
AK	Department of Commerce, Economic Development, and Professional Licensing
AL	Executive Branch
AR	Arkansas Board of Nursing
CA-RN	California Department of Consumer Affairs
CA-VN	Department of Consumer Affairs
CO	Department of Regulatory Agencies (DORA), Division of Professions & Occupations
CT	Dept. of Public Health, Practitioner Licensing and Investigation Section
DC	DC Health
DE	Division of Professional Regulation
FL	Department of Health
GA	Office of Secretary of State - Professional Licensing Boards Division
GU	Department of Public Health and Social Services
HI	Department of Commerce and Consumer Affairs, Professional & Vocational Licensing Division
IA	Iowa Department of Public Health
ID	self governing boards
IL	Illinois Department of Financial and Professional Regulation
IN	Indiana Professional Licensing Agency
KS	Executive branch
LA-PN	Department of Health
MA	Department of Public Health, Bureau of Health Professions Licensure
MD	Maryland Department of Health
MI	Department of Licensing and Regulatory Affairs
MN	Executive Branch
MO	Department of Insurance, Financial Institutions and Professional Registration; Division of Professional Registration
MT	Department of Labor, Business Standards Division
NC	N/A
ND	Independent
NE	Department of Health & Human Services, Public Health, Licensure Unit
NJ	Division of Consumer Affairs
NM	New Mexico Board of Nurisng
NV	Executive Branch
NY	NYSED Office of the Professions
OH	It is independent and is part of the executive branch.
OR	Executive Branch
PA	Department of State - Bureau of Professional and Occupational Affairs
SC	SC Department of Labor, Licensing and Regulation
SD	Department of Health
TN	Tennessee Department of Health Division of Health Related Boards
UT	Utah Division of Occupational and Professional Licensing
VA	Department of Health Professions
VI	Department of Health




VT	Office of Professional Regulation
WI	Wisconsin Department of Safety and Professional Services
WV-PN	Independent Board of Nursing
WV-RN	Independent agency



*PN BONs and US Territories are not displayed on the map. For detailed information, please see the text responses below.

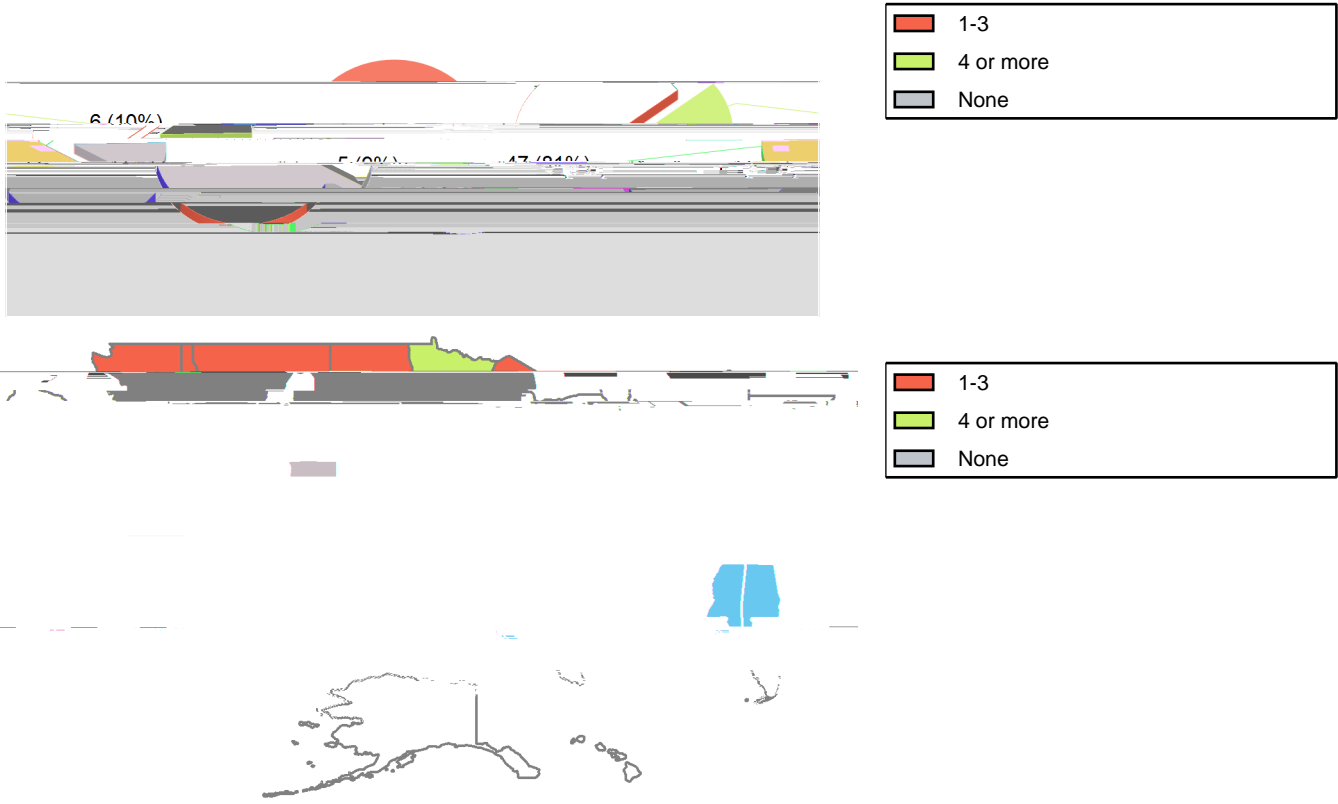
Responses	Jurisdictions	Number of Boards	Percentage of Boards Responding
6-9	AK, CA-RN, CNMI, GU, HI, IA, ID, IN, ME, MO, MT, ND, NE-APRN, NM, NV, OR, VI, WI, WV-PN, WV-RN, WY	21	36%
10-13	AL, AR, AZ, CA-VN, CO, CT, DC, FL, GA, IL, KS, LA-PN, LA-RN, MD, MS, NE, NH, OH, OK, PA, SC, SD, TN, TX, UT, VT	26	45%
14-17	DE, KY, MA, MI, MN, NC, NJ, NY, RI, VA, WA		



*PN BONs and US Territories are not displayed on the map. For detailed information, please see the text responses below.

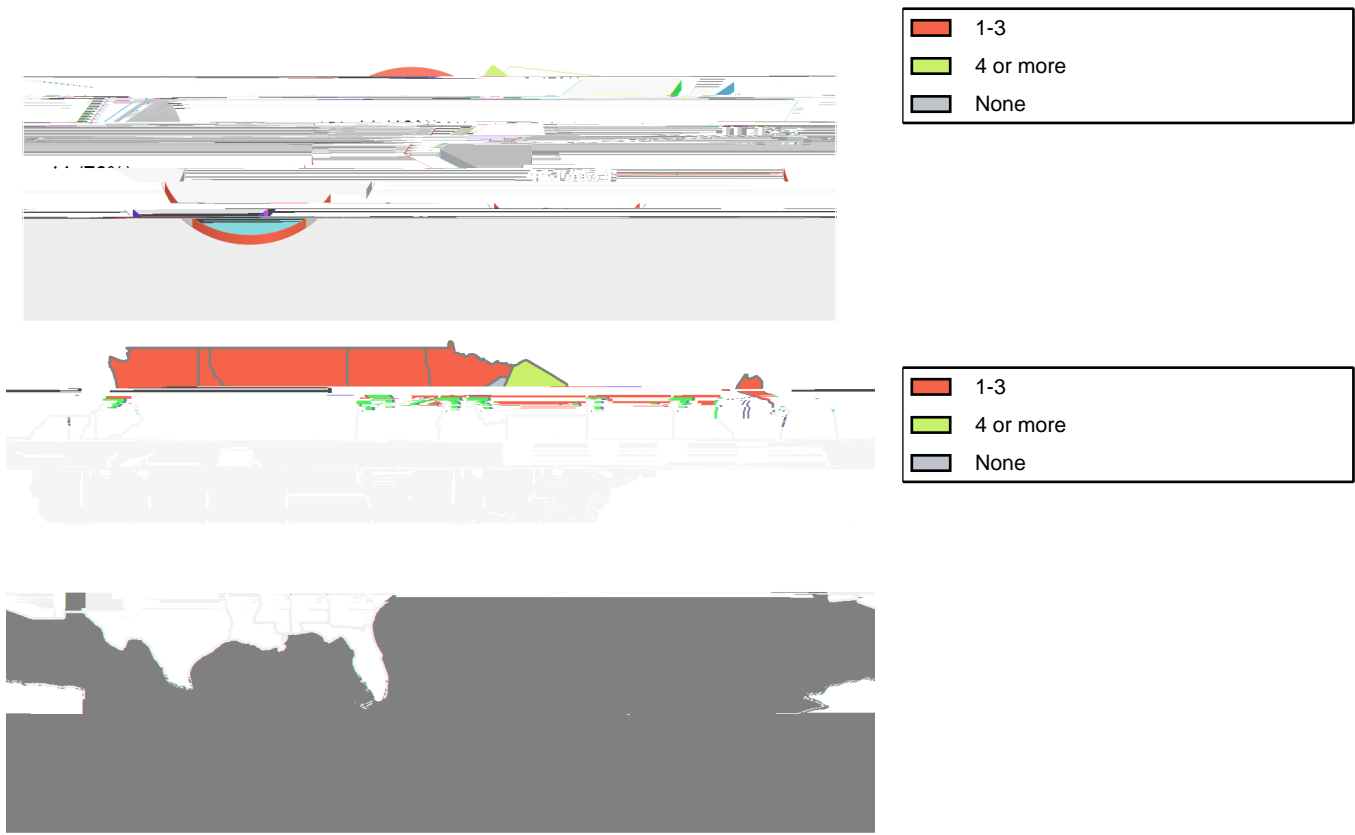
Responses

Juris 315.932 44.429 39uri7




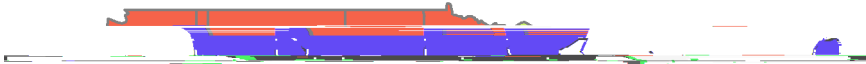


*PN BONs and US Territories are not displayed on the map. For detailed information, please see the text responses below.

Responses	Jurisdictions	Number of Boards	Percentage of Boards Responding
1-3	AK, AR, AZ, CA-VN, CNMI, CO, CT, DC, DE, FL, GA, GU, HI, IA, ID, IL, IN, KS, KY, MA, MD, ME, MI, MO, MT, NC, ND, NE, NH, NJ, NV, OK, OR, PA, RI, SC, SD, TN, TX, UT, VA, VI, VT, WA, WI, WV-PN, WY		



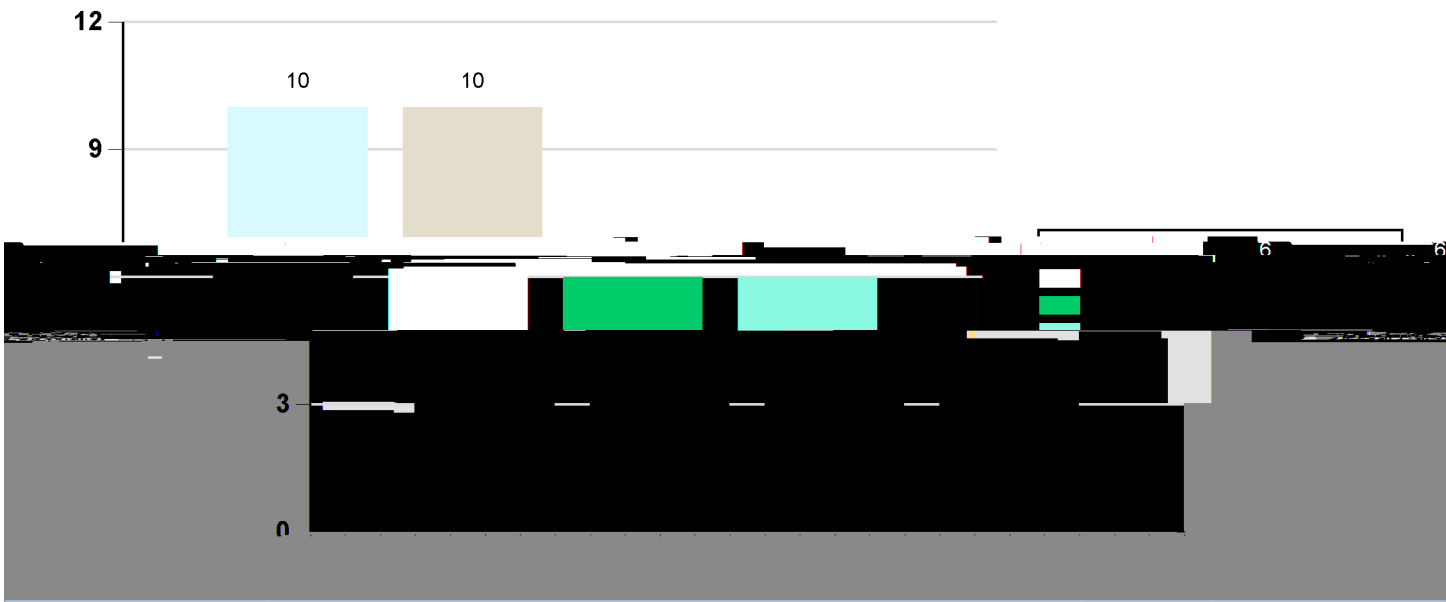
*PN BONs and US Territories are not displayed on the map. For detailed information, please see the text responses below.

Responses	Jurisdictions	Number of Boards	Percentage of Boards Responding
1-3	AK, AL, AR, AZ, CA-RN, CNMI, CO, CT, DE, FL, GA, GU, HI, ID, KS, KY, LA-RN, MA, MD, ME, MN, MO, MS, MT, NC, ND, NE, NH, NJ, OH, OK, OR, RI, SC, SD, TN, TX, UT, VA, VI, VT, WA, WV-PN, WY	44	76%
4 or more	IL, MI, NE-APRN	3	5%
None	CA-VN, DC, IA, IN, LA-PN, NM, NV, NY, PA, WI, WV-RN	11	19%

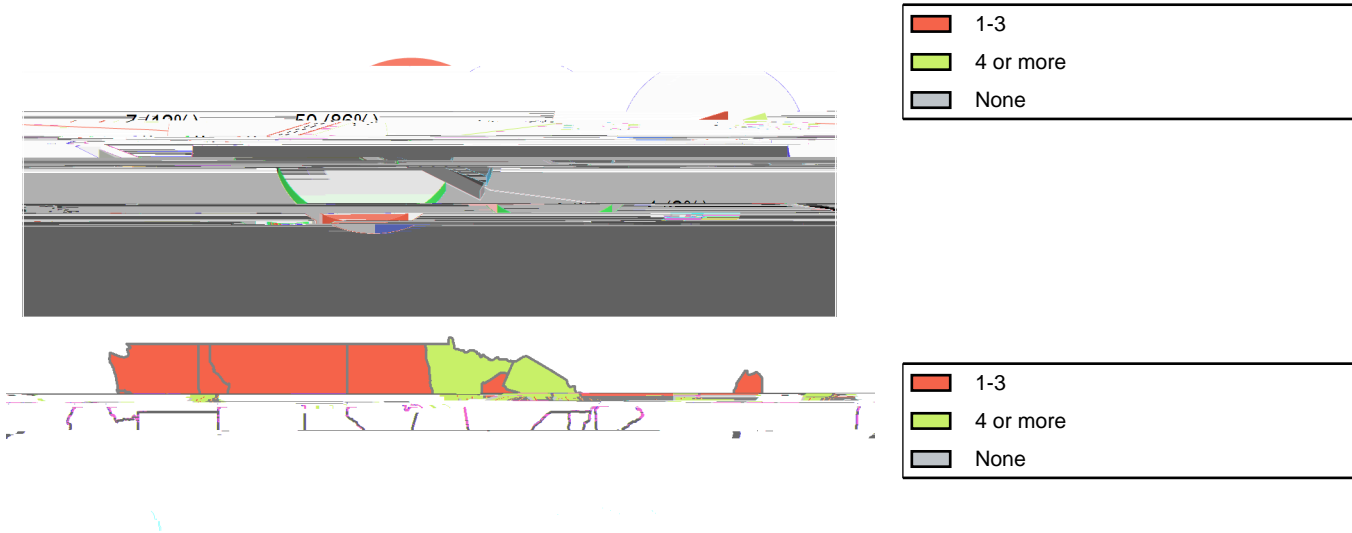


*PN BONs and US Territories are not displayed on the map. For detailed information, please see the text responses below.

Responses	Jurisdictions	Number of Boards	Percentage of Boards Responding
No	AK, AL, AR, CA-RN, CNMI, CO, CT, DE, FL, GA, GU, HI, ID, KS, KY, MA, ME, MN, MO, MT, ND, NE, NH, NJ, OH, OK, SC, SD, TN, TX, VA, VT, WA, WV-PN, WY	35	74%
Yes	AZ, IL, LA-RN, MD, MI, MS, NC, NE-APRN, OR, RI, UT, VI	12	26%




Responses	Jurisdictions	Number of Boards	Percentage of Boards Responding
Nurse practitioner	AZ, IL, MD, MI, MS, NC, NE-APRN, OR, RI, UT	10	83%
Nurse anesthetist	AZ, IL, LA-RN, MD, MI, NC, NE-APRN, RI, UT, VI	10	83%
Nurse midwife	IL, MD, MI, NC, NE-APRN, VI	6	50%
Clinical Nurse Specialist	AZ, IL, MI, NC, NE-APRN, RI	6	50%

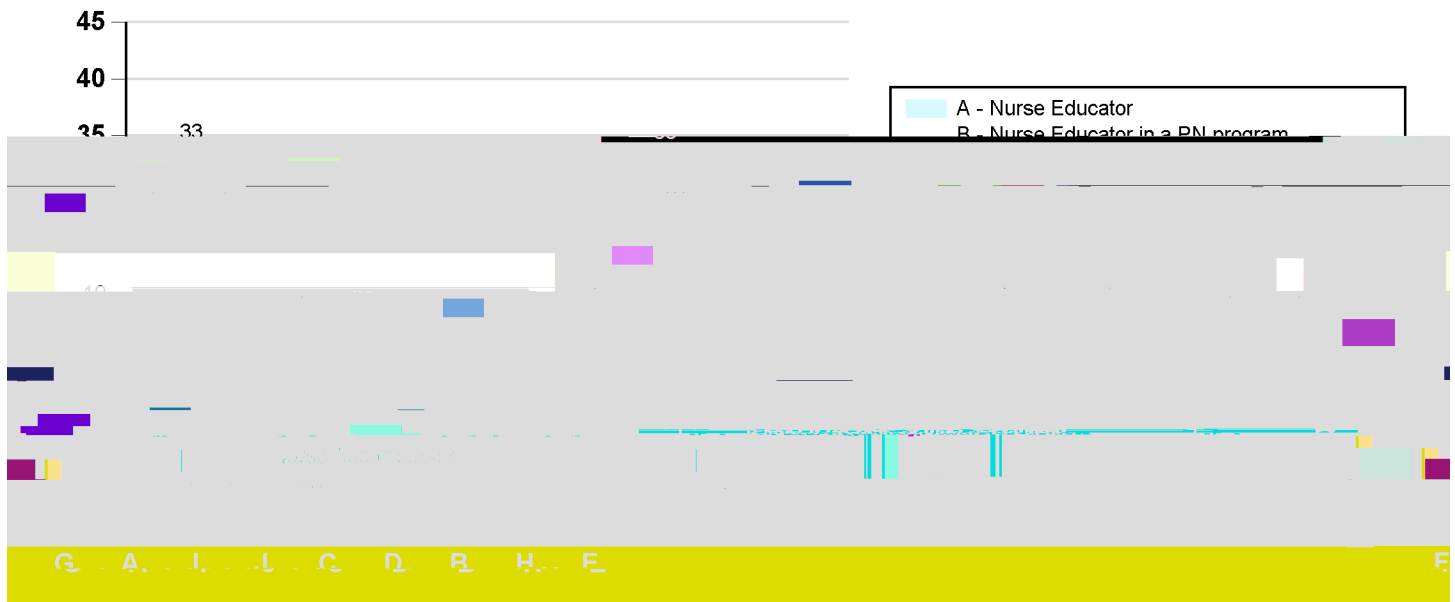


*PN BONs and US Territories are not displayed on the map. For detailed information, please see the text responses below.


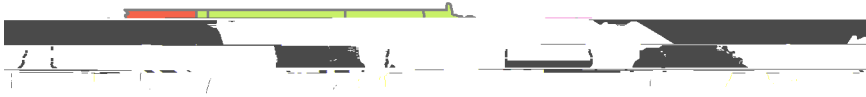

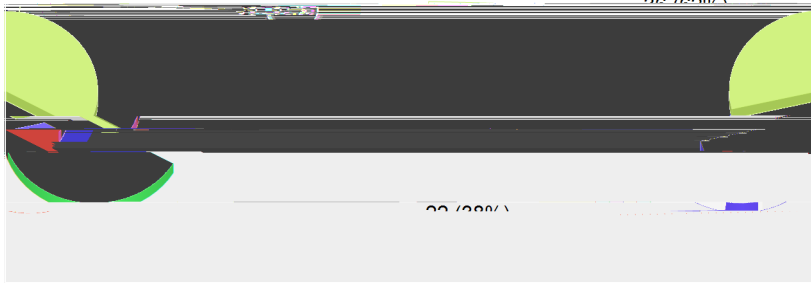
Responses	Jurisdictions	Number of Boards	Percentage of Boards Responding
1-3	AK, AL, AR, AZ, CNMI, CO, DC, FL, GA, GU, HI, IA, ID, IL, IN, KS, KY, LA-RN, MA, MD, ME, MO, MS, MT, NC, ND, NE, NE-APRN, NH, NJ, NM, NV, NY, OH, OK, OR, PA, RI, SC, SD, TN, UT, VA, VI, VT, WA, WI, WV-PN, WV-RN, WY	50	86%
4 or more	CA-RN, CA-VN, CT, DE, MI, MN, TX	7	12%
None	LA-PN	1	2%



- 1-3
- 4 or more



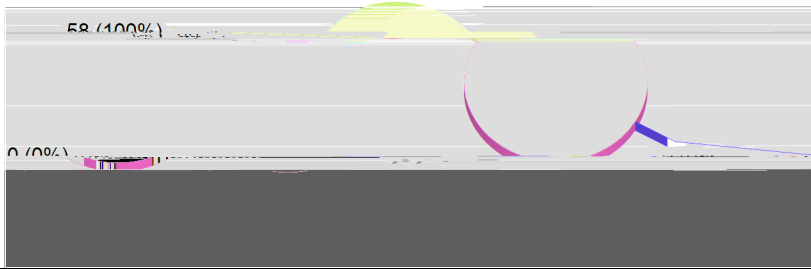


Responses	Jurisdictions	Number of Boards	Percentage of Boards Responding
Nurse Educator	AK, AR, AZ, CA-RN, CO, DE, FL, GA, GU, HI, KS, KY, LA-RN, MA, MS, MT, NH, NJ, OK, OR, SD, TX, VI, WV-RN, WY	25	43%
Nurse Educator in a PN program specifically	CA-VN, GA, IL, KY, MD, MN, NE, TX	8	14%
Nurse Educator in an ADN program specifically	CT, IA, IL, LA-RN, MD, ME, MN, NE, RI, TX, WA	11	19%
Nurse Educator in a BSN program specifically	CT, IA, IL, MD, ME, MN, NE, RI, TX, WA	10	17%
Nurse Educator in an Advanced Practice program specifically		0	0%
Advanced Practice Registered Nurse	AK, AL, AZ, CA-RN, CO, CT, DE, FL, GA, GU, HI, IL, KY, LA-RN,		





*PN BONs and US Territories are not displayed on the map. For detailed information, please see the text responses below.

Responses	Jurisdictions	Number of Boards	Percentage of Boards Responding
No	AL, AZ, CNMI, CT, DE, FL, GA, HI, LA-PN, MI, NV, NY, OH, OR, PA, SD, UT, VA, VI, WA, WI, WV-RN	22	38%
Yes	AK, AR, CA-RN, CA-VN, CO, DC, GU, IA, ID, IL, IN, KS, KY, LA-RN, MA, MD, ME, MN, MO, MS, MT, NC, ND, NE, NE-APRN, NH, NJ, NM, OK, RI, SC, TN, TX, VT, WV-PN, WY	36	62%



*PN BONs and US Territories are not displayed on the map. For detailed information, please see the text responses below.

Responses	Jurisdictions	Number of Boards	Percentage of Boards Responding
No		0	0%
Yes	AK, AL, AR, AZ, CA-RN, CA-VN, CNMI, CO, CT, DC, DE, FL, GA, GU, HI, IA, ID, IL, IN, KS, KY, LA-PN, LA-RN, MA, MD, ME, MI, MN, MO, MS, MT, NC, ND, NE, NE-APRN, NH, NJ, NM, NV, NY, OH, OK, OR, PA, RI, SC, SD, TN, TX, UT, VA, VI, VT, WA, WI, WV-PN, WV-RN, WY	58	100%






*PN BONs and US Territories are not displayed on the map. For detailed information, please see the text responses below.

Responses	Jurisdictions	Number of
-----------	---------------	-----------




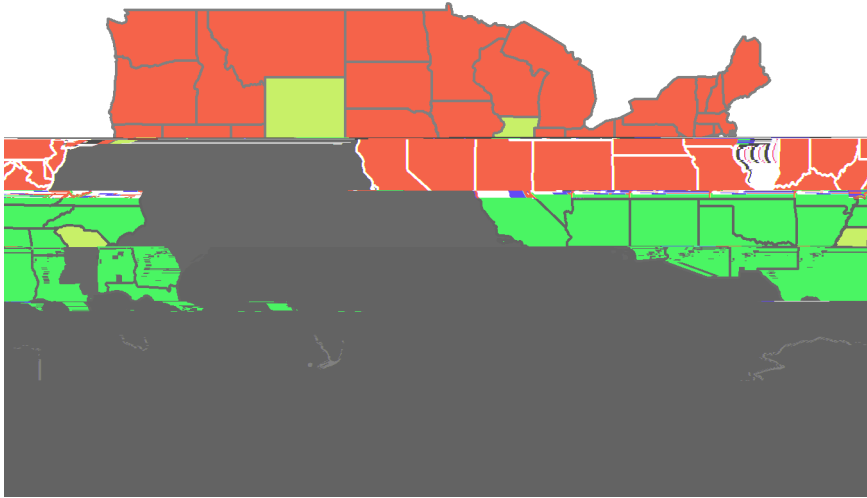

appointment/election?



*PN BONs and US Territories are not displayed on the map. For detailed information, please see the text responses below.


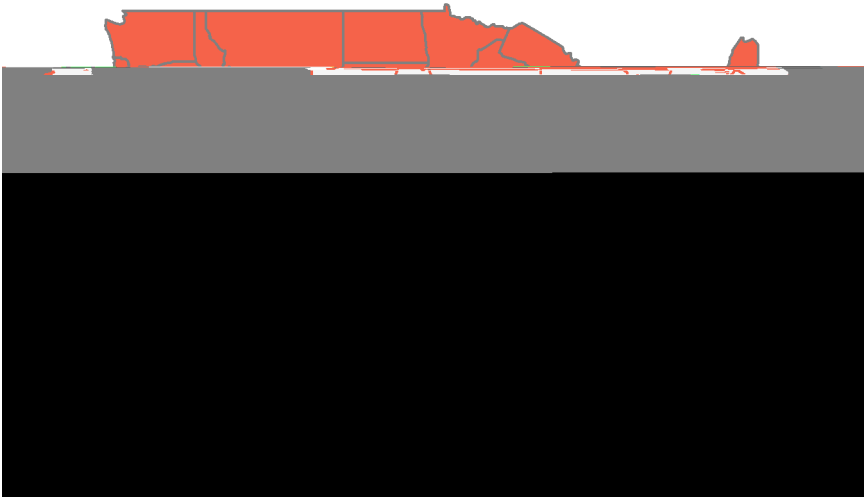

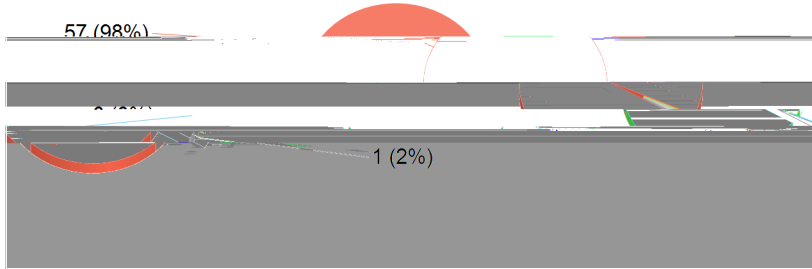
Responses	Jurisdictions	Number of Boards	Percentage of Boards Responding
No	CA-VN, CNMI, CT, HI, IA, IN, KY, LA-PN, MI, MS, ND, NE, NE-APRN, NJ, NM, NY, OR, PA, RI, TX, UT, VI, VT, WV-RN	24	41%
Yes	AK, AL, AR, AZ, CA-RN, CO, DC, DE, FL, GA, GU, ID, IL, KS, LA-RN, MA, MD, ME, MN, MO, MT, NC, NH, NV, OH, OK, SC, SD, TN, VA, WA, WI, WV-PN, WY	34	59%

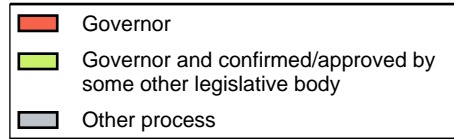

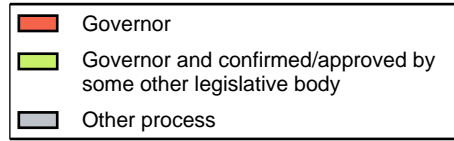
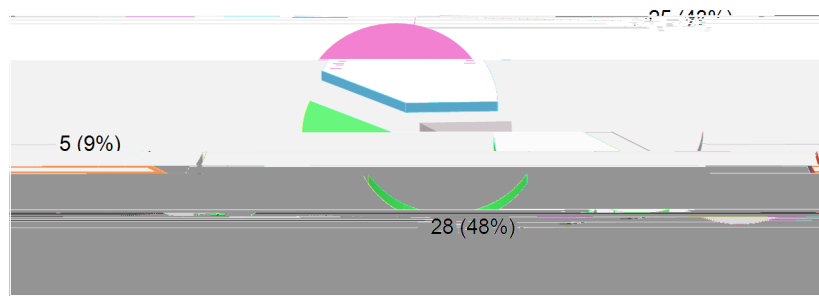
Nursing?



*PN BONs and US Territories are not displayed on the map. For detailed information, please see the text responses below.

Responses	Jurisdictions	Num0053
-----------	---------------	---------






*PN BONs and US Territories are not displayed on the map. For detailed information, please see the text responses below.

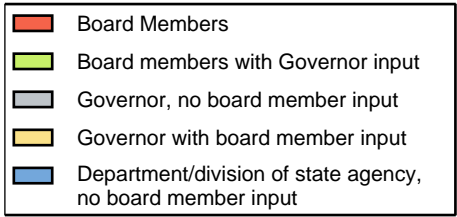
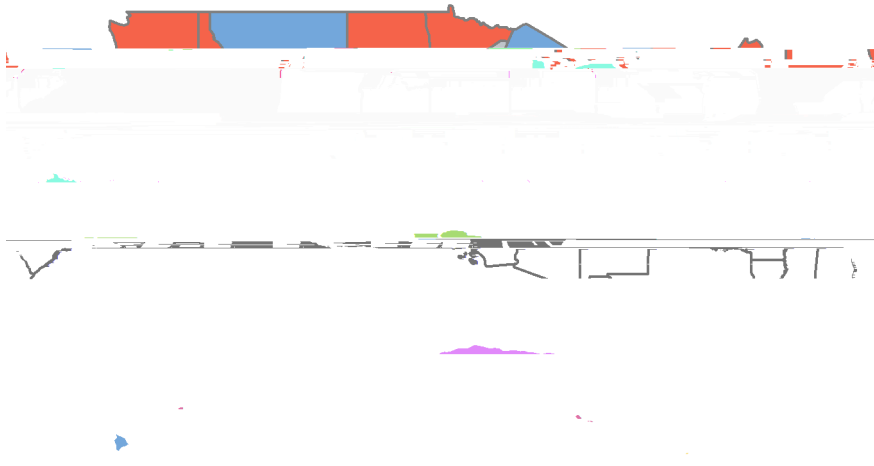
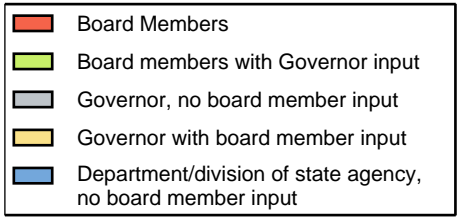

Responses	Jurisdictions	Number of Boards	Percentage of Boards Responding
-----------	---------------	------------------	---------------------------------

Governor



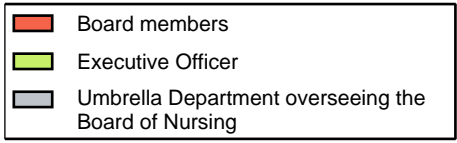
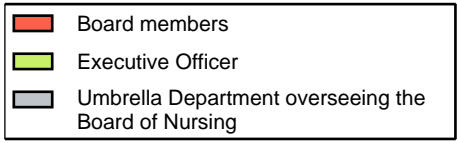



Responses	Jurisdictions	Number of Boards	Percentage of Boards Responding
Initial licensure	AK, AL, AR, AZ, CA-RN, CA-VN, CNMI, CO, DC, DE, FL, GA, GU, HI, IA, ID, IL, IN, KS, KY, LA-PN, LA-RN, MA, MD, ME, MN, MO, MS, MT, NC, ND, NE, NE-APRN, NH, NJ, NM, NV, OH, OK, OR, PA, RI, SC, SD, TN, VA, VI, VT, WA, WI, WV-RN, WY	52	90%
Renewal of licensure	AK, AL, AR, AZ, CA-RN, CA-VN, CNMI, CO, DC, DE, FL, GA, GU, HI, IA, ID, IL, IN, KS, KY, LA-PN, LA-RN, MA, MD, ME, MN, MO, MS, MT, NC, ND, NE, NE-APRN, NH, NJ, NM, NV, OH, OK, OR, PA, RI, SC, SD, TN, VA, VI, VT, WA, WI, WV-RN, WY	52	90%
Establishing standards for practice, practice guidelines, position statements, advisory rulings, declaratory orders, or interpretive guidelines	AK, AL, AR, AZ, CA-RN, CA-VN, CNMI, CO, CT, DC, DE, FL, GA, GU, HI, IA, ID, IL, IN, KS, KY, LA-PN, LA-RN, MA, MD, ME, MN, MS, MT, NC, ND, NE, NE-APRN, NH, NJ, NM, NV, NY, OH, OK, OR, PA, RI, SC, SD, TN, TX, VI, VT, WA, WI, WV-PN, WV-RN, WY	54	93%
Proposing legislation	AK, AL, AR, AZ, CA-RN, CA-VN, CNMI, CT, DC, DE, FL, GA, GU, HI, IA, ID, KS, KY, LA-PN, LA-RN, MD, ME, MN, MO, MS, MT, NC, ND, NE, NE-APRN, NH, NV, OH, OK, OR, PA, SD, UT, VI, VT, WA, WI, WV-RN, WY	44	76%
Establishing fees	AL, AR, AZ, CA-RN, CA-VN, CNMI, DC, DE, FL, GA, GU, IA, ID, IL, KS, KY, LA-PN, LA-RN, MD, ME, MO, MS, MT, NC, ND, NH, NJ, NM, NV, OH, OR, PA, SC, SD, TN, TX, VA, VI, VT, WV-RN, WY	41	71%
Imposing fines	AK, AL, AR, AZ, CA-RN, CA-VN, CNMI, CO, CT, DC, DE, FL, GA, GU, IA, ID, IL, IN, KS, KY, LA-PN, LA-RN, MA, MD, ME, MI, MN, MS, MT, ND, NE, NE-APRN, NH, NJ, NM, NV, OH, OK, OR, PA, SC, TN, TX, VA, VI, VT, WA, WV-RN	48	83%
Conducting formal disciplinary hearings	AL, AR, AZ, CA-RN, CA-VN, CNMI, CO, CT, DC, DE, GA, GU, IA, ID, IL, IN, KS, KY, LA-PN, LA-RN, MA, MD, ME, MI, MN, MO, MS, MT, NC, ND, NE, NE-APRN, NH, NJ, NM, NV, OH, OK, PA, RI, SC, SD, TN, VA, VI, VT, WA, WI, WV-RN, WY	50	86%




*PN BONs and US Territories are not displayed on the map. For detailed information, please see the text responses below.

Responses	Jurisdictions	Number of Boards	Percentage of Boards Responding
Board Members	AL, AR, AZ, CA-RN, CNMI, IA, ID, KS, LA-PN, LA-RN, MA, MD, ME, MN, MO, MS, NC, ND, NJ, NM, NV, OH, OK, SD, TN, TX, VI, WA, WV-PN, WV-RN, WY	31	53%
Board members with			



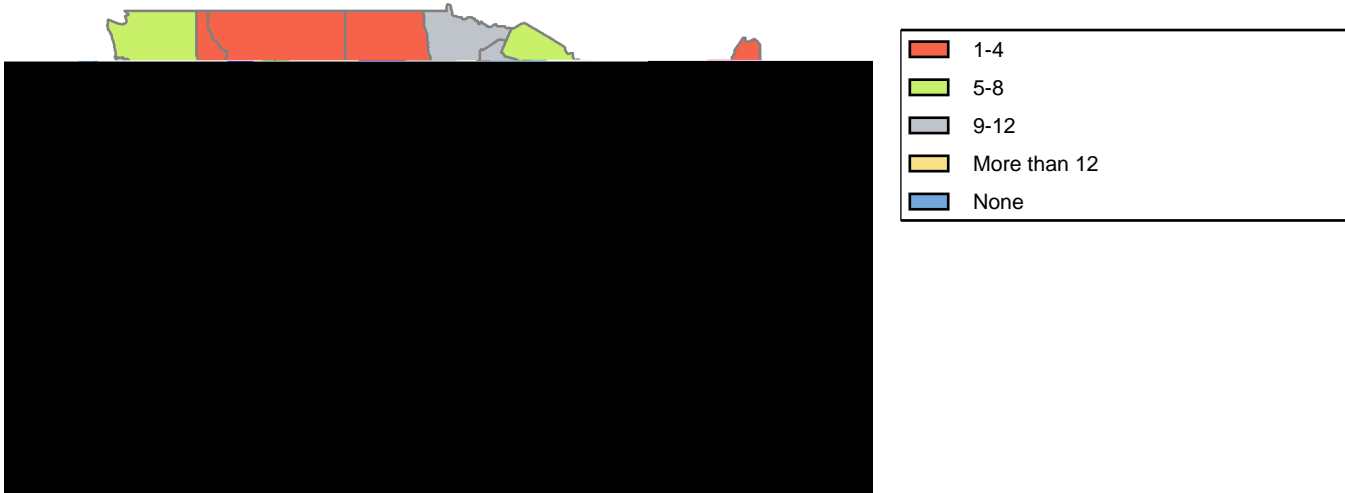
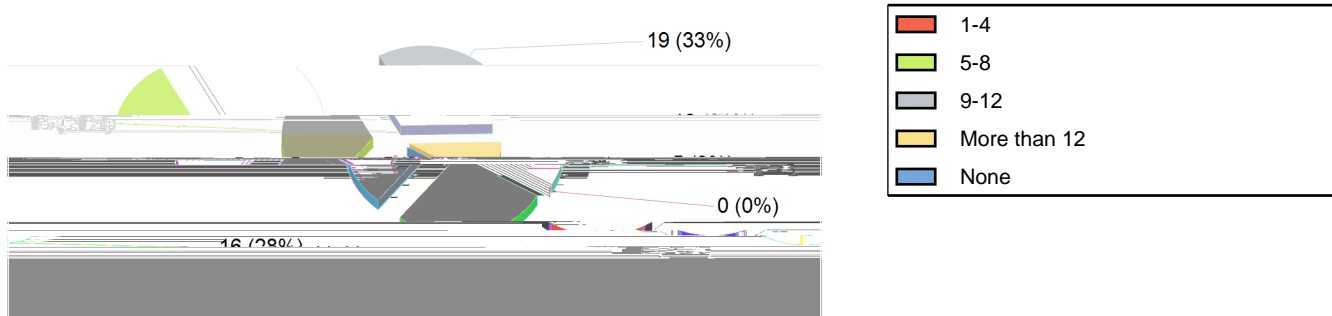
*PN BONs and US Territories are not displayed on the map. For detailed information, please see the text responses below.

Responses	Jurisdictions	Number of Boards	Percentage of Boards Responding
Board members	CNMI	1	2%
Executive Officer	AK, AL, AR, AZ, CA-RN, CA-VN, CO, CT, DC, GU, IA, ID, KS, KY, LA-PN, LA-RN, MA, MD, ME, MN, MO, MS, NC, ND, NE, NE-APRN, NM, NV, OH, OK, OR, PA, RI, SC, SD, TN, TX, VA, VI, VT, WA, WV-PN, WV-RN, WY	44	76%
Umbrella Department overseeing the Board of Nursing	DE, FL, GA, HI, IL, IN, MI, MT, NH, NJ, NY, UT, WI	13	22%





[Back To Table of Contents](#)

regular board member meetings were held in the last fiscal year?



*PN BONs and US Territories are not displayed on the map. For detailed information, please see the text responses below.

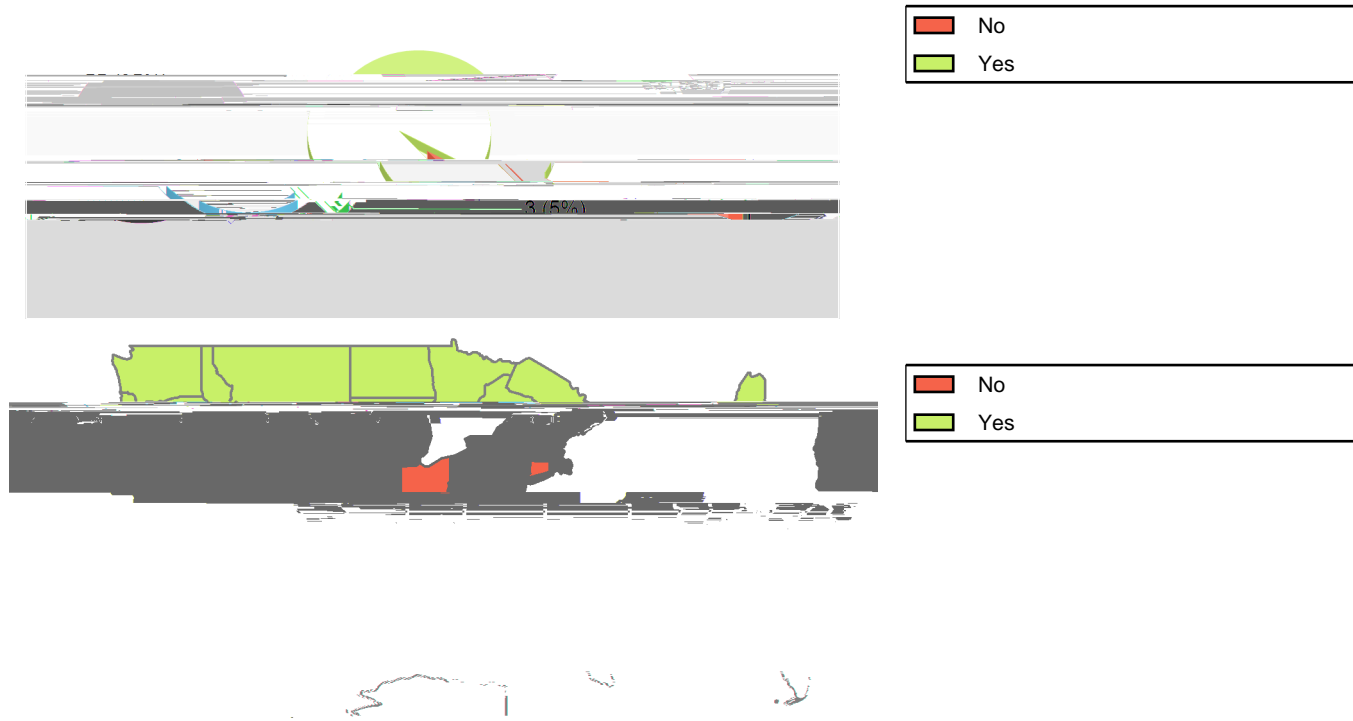
Responses	Jurisdictions	Number of Boards	Percentage of Boards Responding
1-4	AK, CA-VN, CNMI, ID, KS, LA-PN, ME, MT, ND, NE-APRN, NJ, NY, TN, TX, WV-PN, WV-RN	16	28%
5-8	AL, AZ, FL, IL, KY, LA-RN, MI, MS, NC, NM, NV, OH, OK, PA, SC, SD, VA, WA	18	31%
9-12	CA-RN, CO, CT, DC, DE, GU, HI, IA, MA, MN, NE, NH, OR, RI, UT, VI, VT, WI, WY	19	33%
More than 12	AR, GA, IN, MD, MO	5	9%
None		0	0%



*PN BONs and US Territories are not displayed on the map. For detailed information, please see the text responses below.



Responses	Jurisdictions	Number of Boards	Percentage of Boards Responding
No	CA-VN, IL, LA-PN, MI, NY, PA, RI, UT, VI, WI, WV-PN	11	19%
Yes	AK, AL, AR, AZ, CA-RN, CNMI, CO, CT, DC, DE, FL, GA, GU, HI,		

Board of Nursing?




*PN BONs and US Territories are not displayed on the map. For detailed information, please see the text responses below.

Responses	Jurisdictions	Number of Boards	Percentage of Boards Responding
No	CT, GU, OH	3	5%
Yes	AK, AL, AR, AZ, CA-RN, CA-VN, CNMI, CO, DC, DE, FL, GA, HI, IA, ID, IL, IN, KS, KY, LA-PN, LA-RN, MA, MD, ME, MI, MN, MO, MS, MT, NC, ND, NE, NE-APRN, NH, NJ, NM, NV, NY, OK, OR, PA, RI, SC, SD, TN, TX, UT, VA, VI, VT, WA, WI, WV-PN, WV-RN, WY	55	95%




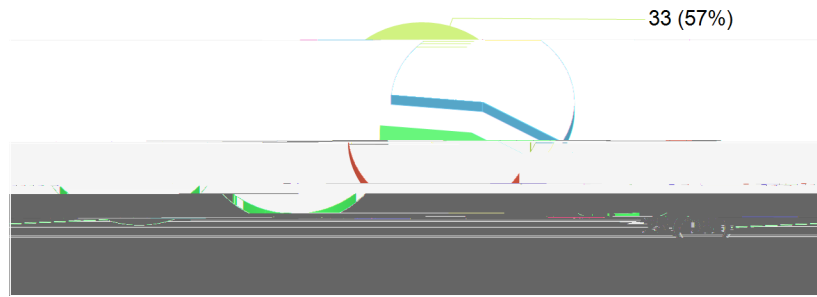
*PN BONs and US Territories are not displayed on the map. For detailed information, please see the text responses below.



Responses	Jurisdictions	Number of Boards	Percentage of Boards Responding
Discipline	AK, KY, MO, NH, NV, OH, OK, TX, WI, WY	10	29%
Licensure	AK, AZ, FL, IA, IL, KS, KY, LA-PN, MI, MT, NE, NH, NJ, NM, NY, OK, TN, TX, VI, WI, WY	21	60%
Education	IL, KY, MI, MO, NH, NJ, NY, TX, WV-PN, WV-RN	10	29%
Scope of practice	AK, IL, KY, MT, NH, NV, NY, OR, SC	9	26%
Advanced practice	AK, AZ, FL, GU, IL, KY, MI, MO, NH, NV, NY, SC, TN, TX, VA, VT	16	46%
Board structure	CA-VN, ID, MA, MO, UT	5	14%
Assistive personnel	AK, IL, KY, NH, OR	5	14%





interpretative guidelines issued during the last year?



*PN BONs and US Territories are not displayed on the map. For detailed information, please see the text responses below.



Responses	Jurisdictions	Number of Boards	Percentage of Boards Responding
No	CA-VN, CNMI, CO, CT, DE, GU, HI, IA, ID, IN, KS, MD, MI, MO, MT, NE-APRN, NJ, OH, PA, TN, UT, VI, VT, WI, WV-PN	25	43%
Yes	AK, AL, AR, AZ, CA-RN, DC, FL, GA, IL, KY, LA-PN, LA-RN, MA, ME, MN, MS, NC, ND, NE, NH, NM, NV, NY, OK, OR, RI, SC, SD, TX, VA, WA, WV-RN, WY	33	57%

[Back To Table of Contents](#)



*PN BONs and US Territories are not displayed on the map. For detailed information, please see the text responses below.

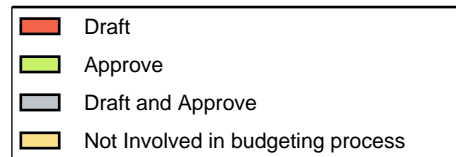
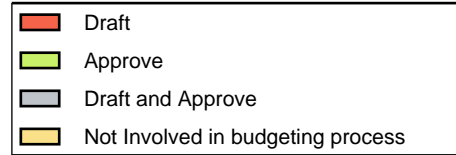

Responses	Jurisdictions	Number of Boards	Percentage of Boards Responding
No	AR, CNMI, DC, FL, GA, GU, HI, IA, ID, KS, KY, MA, MI, MN, MO, MS, MT, NC, ND, NE, NE-APRN, NH, NM, NY, OK, OR, RI, SC, SD, UT, VA, VI, VT, WA, WI, WY	36	62%
Yes	AK, AL, AZ, CA-RN, CA-VN, CO, CT, DE, IL, IN, LA-PN, LA-RN, MD, ME, NJ, NV, OH, PA, TN, TX, WV-PN, WV-RN	22	38%



*PN BONs and US Territories are not displayed on the map. For detailed information, please see the text responses below.

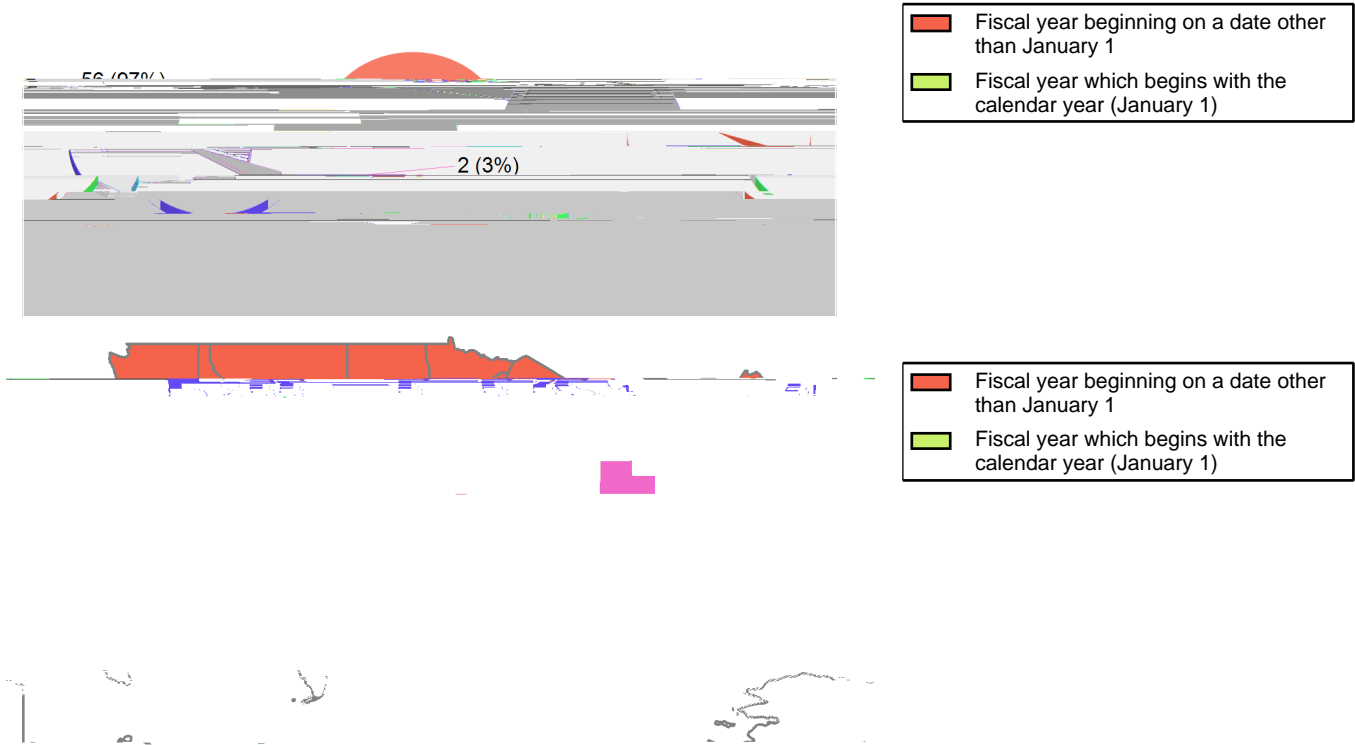
Responses	Jurisdictions	Number of Boards	Percentage of Boards Responding
No	AK, AL, AR, CA-RN, CNMI, CT, DC, DE, FL, GA, GU, HI, IA, ID, IL, IN, KS, KY, LA-RN, MA, MD, MI, MN, MO, MS, MT, NC, ND, NE, NE-APRN, NJYes ND, NE,		

[Back To Table of Contents](#)




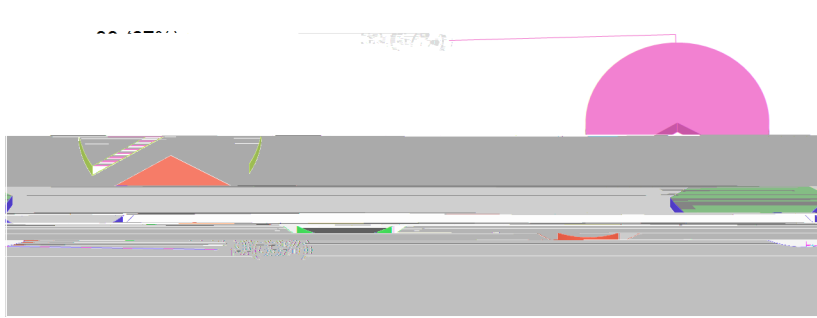
*PN BONs and US Territories are not displayed on the map. For detailed information, please see the text responses below.

Responses	Jurisdictions	Number of Boards	Percentage of Boards Responding
Draft	ID, KS, KY, MD, ME, MN, MO, MT, OH, OR, TX, VA, VI, WA, WV-PN	15	26%
Approve	IA, VT	2	3%
Draft and Approve	AL, AR, AZ, CNMI, GU, LA-PN, LA-RN, MS, NC, ND, NM, NV, OK, PA, SD, WV-RN, WY	17	29%
Not Involved in budgeting process	AK, CA-RN, CA-VN, CO, CT, DC, DE, FL, GA, HI, IL, IN, MA, MI, NE, NE-APRN, NH, NJ, NY, RI, SC, TN, UT, WI	24	41%



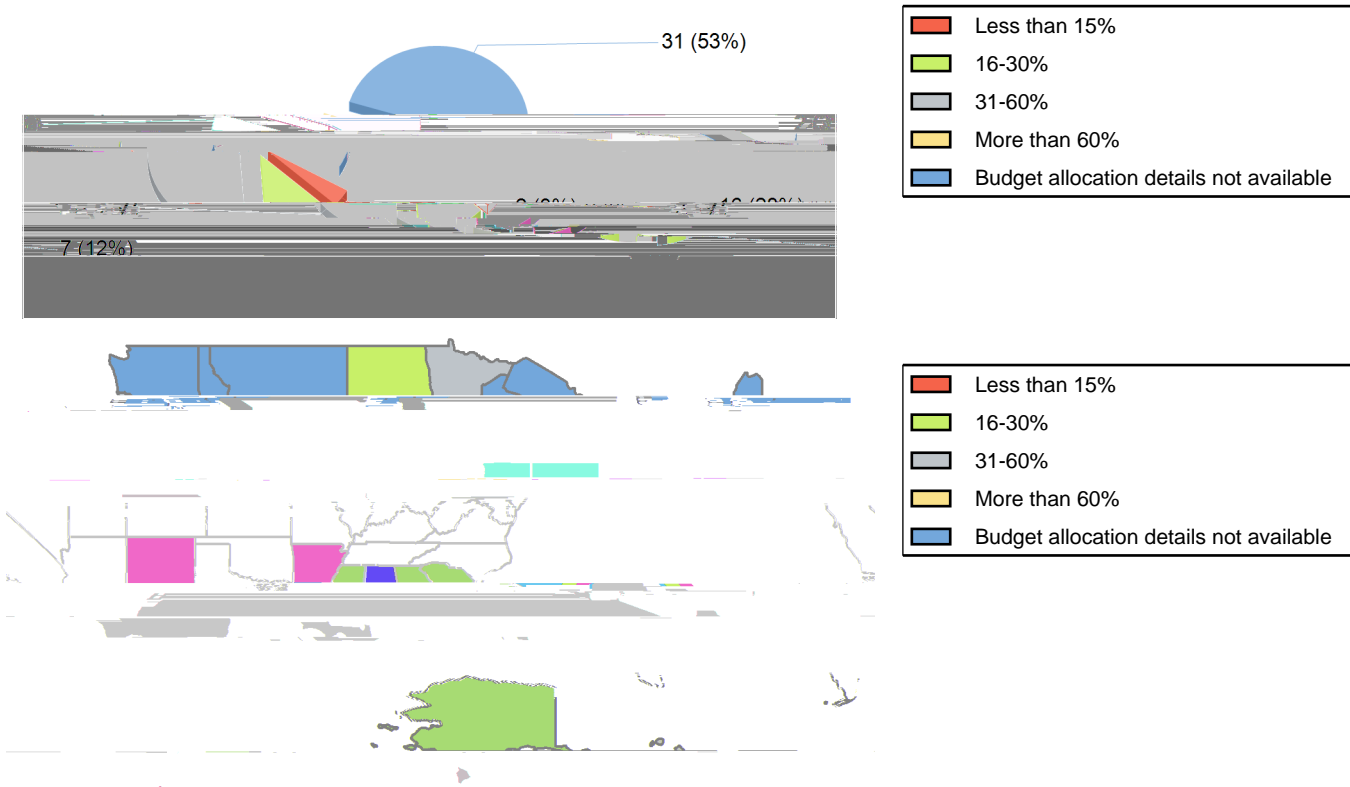
*PN BONs and US Territories are not displayed on the map. For detailed information, please see the text responses below.

Responses	Jurisdictions	Number of Boards	Percentage of Boards Responding
Fiscal year beginning on a date other than January 1	AK, AL, AR, AZ, CA-RN, CA-VN, CO, CT, DC, DE, FL, GA, GU, HI, IA, ID, IL, IN, KS, KY, LA-PN, LA-RN, MA, MD, ME, MI, MN, MO, MS, MT, NC, ND, NE, NE-APRN, NH, NJ, NM, NV, NY, OH, OK, OR, PA, RI, SC, SD, TN, TX, VA, VI, VT, WA, WI, WV-PN, WV-RN, WY	56	97%
Fiscal year which begins with the calendar year (January 1)	CNMI, UT	2	3%



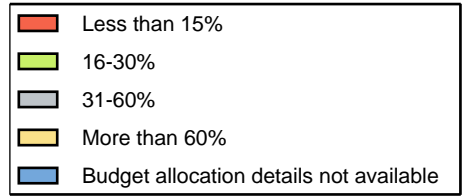
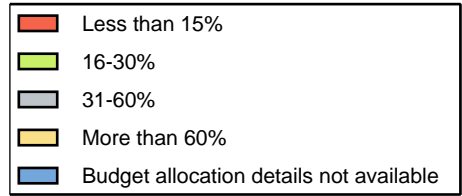
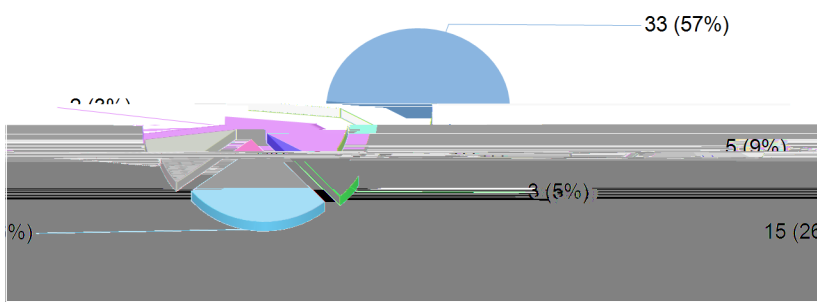
*PN BONs and US Territories are not displayed on the map. For detailed information, please see the text responses below.

Responses	Jurisdictions
-----------	---------------



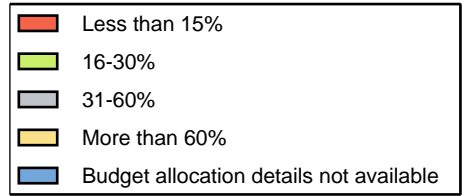
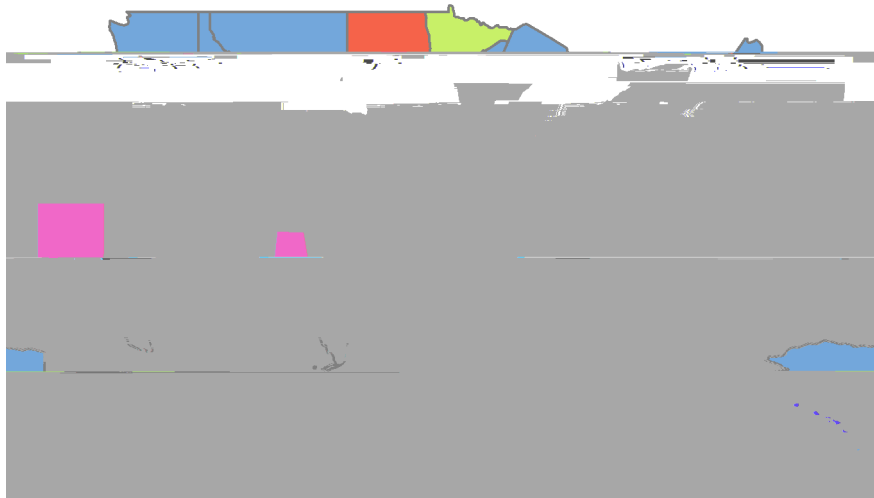
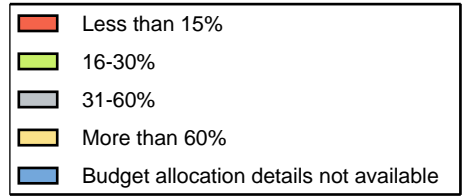
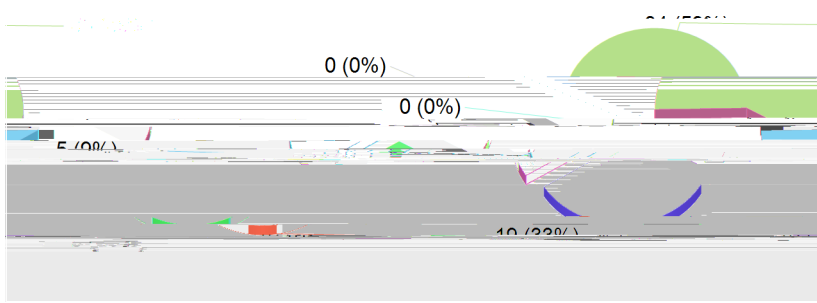
*PN BONs and US Territories are not displayed on the map. For detailed information, please see the text responses below.

Responses	Jurisdictions	Number of Boards	Percentage of Boards Responding
Less than 15%	AL, GU	2	3%
16-30%	AR, LA-PN, LA-RN, ND, NH, NM, WV-PN	7	12%
31-60%	AZ, CA-VN, FL, HI, KS, KY, MN, NC, OK, OR, SD, TN, TX, VA, WV-RN, WY	16	28%
More than 60%	CA-RN, NV	2	3%
Budget allocation details not available	AK, CNMI, CO, CT, DC, DE, GA, IA, ID, IL, IN, MA, MD, ME, MI, MO, MS, MT, NE, NE-APRN, NJ, NY, OH, PA, RI, SC, UT, VI, VT,		

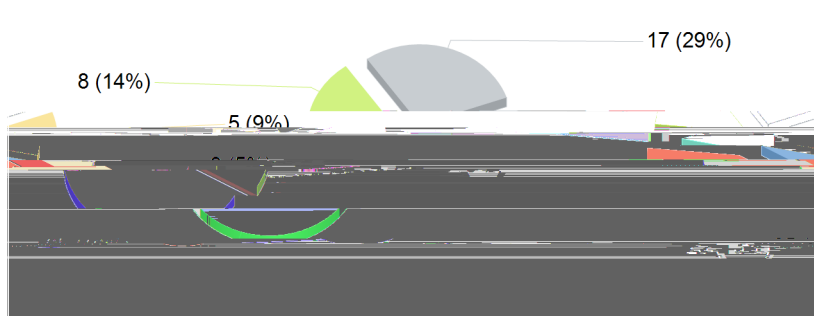


*PN BONs and US Territories are not displayed on the map. For detailed information, please see the text responses below.

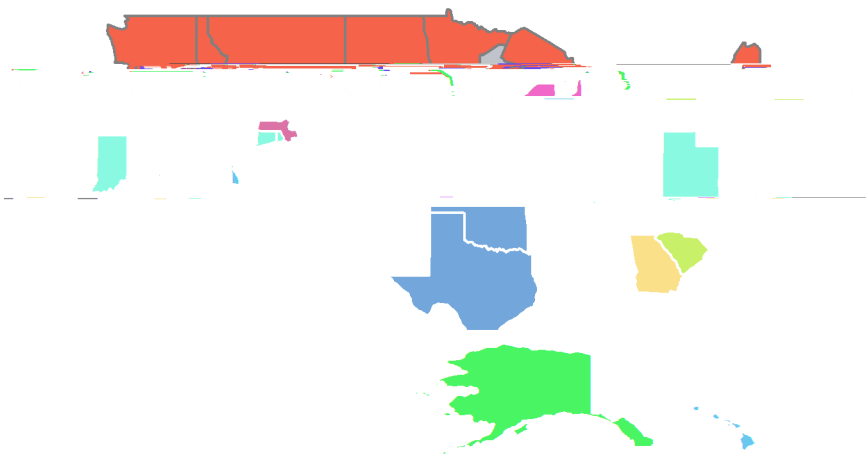
Responses	Jurisdictions	Number of Boards	Percentage of Boards Responding
Less than 15%	GU, KS, WV-PN	3	5%
16-30%			



fees, etc.)?



- Board of Nursing revenue account
- A fund account not specific to nursing
- A fund account; however, legislature may "sweep" to general fund
- The jurisdiction's general fund account
- Split between a jurisdiction fund account and a Board of Nursing account

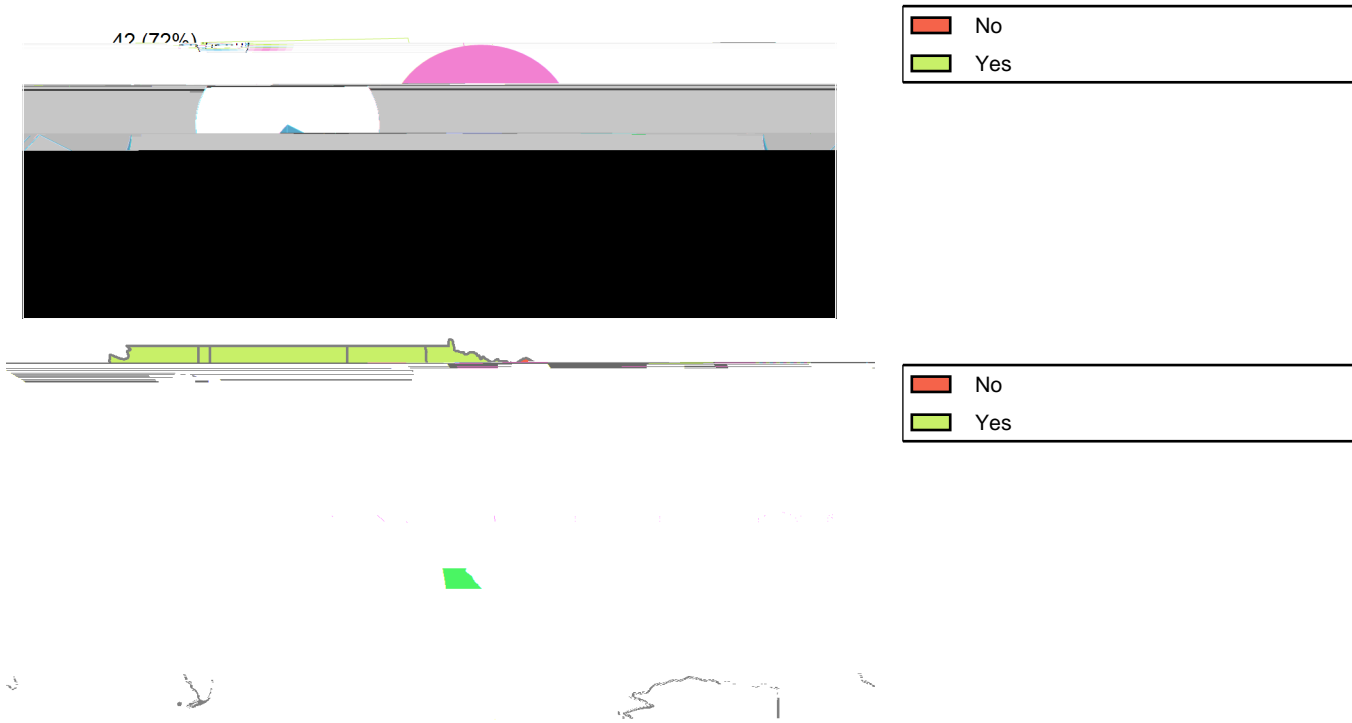


- Board of Nursing revenue account
- A fund account not specific to nursing
- A fund account; however, legislature may "sweep" to general fund
- The jurisdiction's general fund account
- Split between a jurisdiction fund account and a Board of Nursing account

*PN BONs and US Territories are not displayed on the map. For detailed information, please see the text responses below.


Responses	Jurisdictions	Number of Boards	Percentage of Boards Responding
Board of Nursing			

only)?

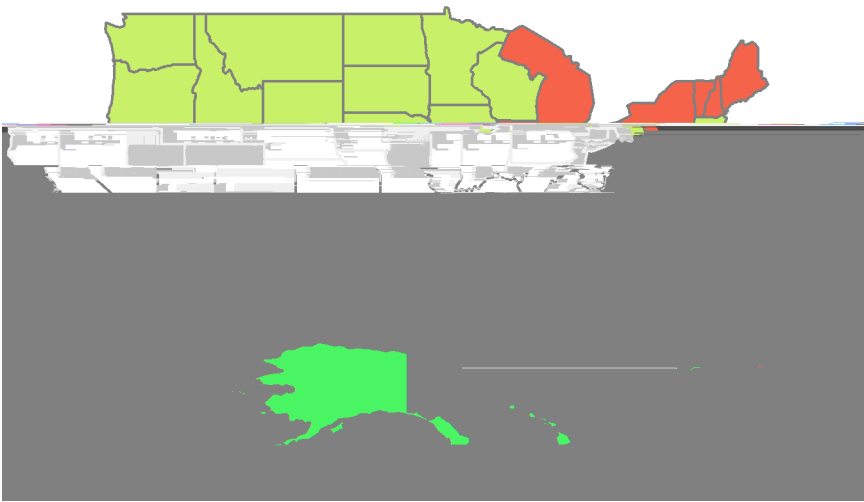




*PN BONs and US Territories are not displayed on the map. For detailed information, please see the text responses below.

Responses	Jurisdictions	Number of Boards	Percentage of Boards Responding
No	CNMI, CT, DC, DE, GA, GU, IL, IN, MA, MI, NE, NE-APRN, NY, RI, UT, VI	16	28%
Yes	AK, AL, AR, AZ, CA-RN, CA-VN, CO, FL, HI, IA, ID, KS, KY, LA-PN,		



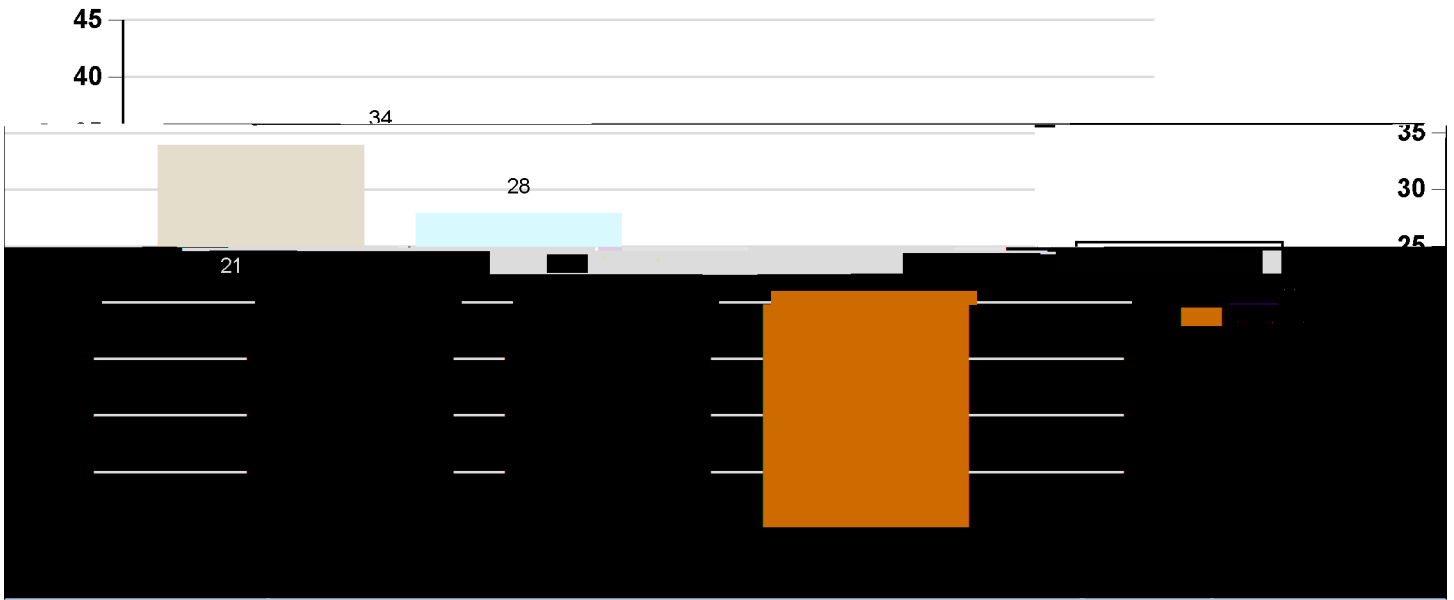
 No
 Yes



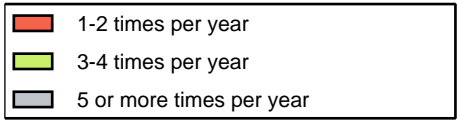
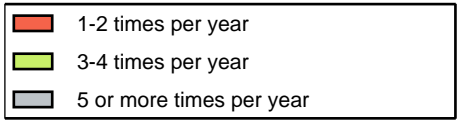
 No
 Yes

*PN BONs and US Territories are not displayed on the map. For detailed information, please see the text responses below.

Responses	Jurisdictions	Number 9
-----------	---------------	----------



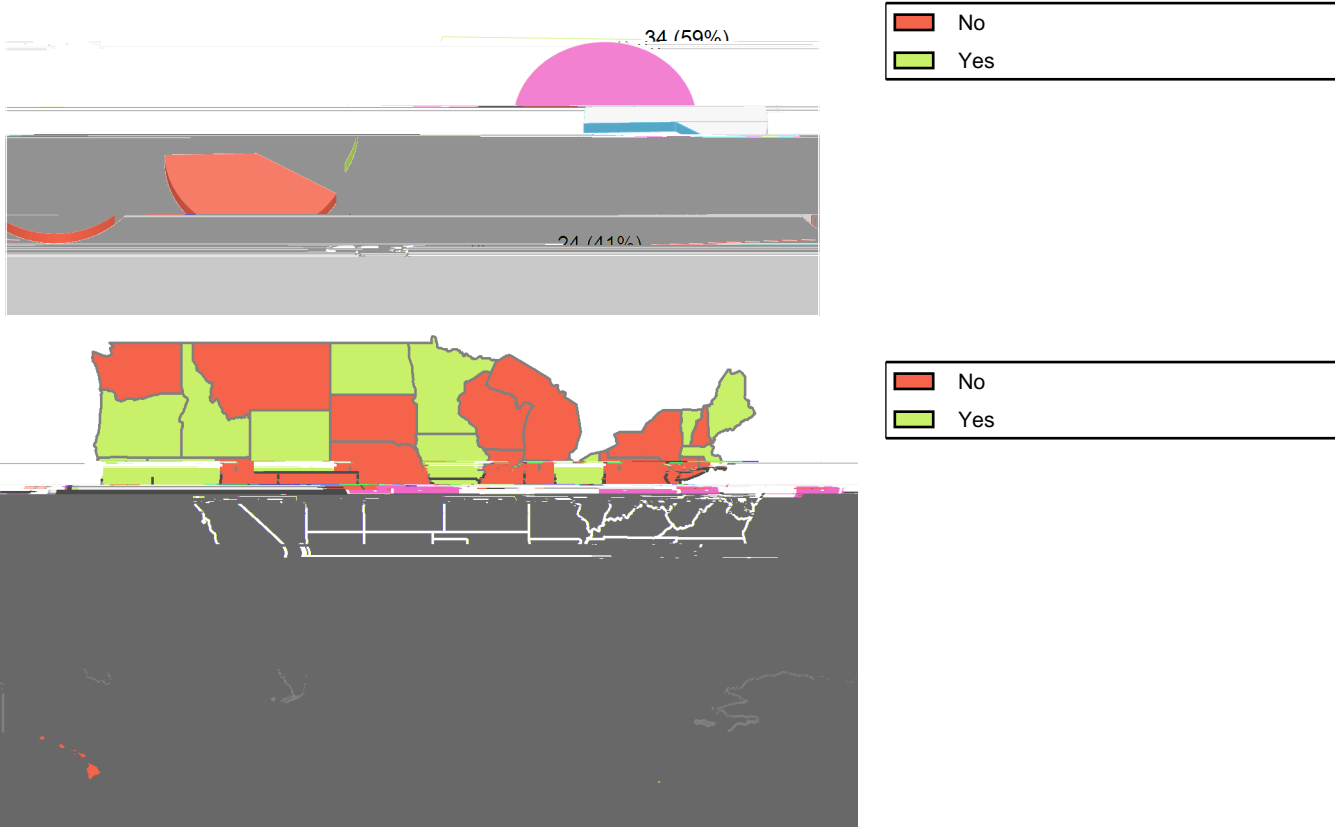
Responses	Jurisdictions	Number of Boards	Percentage of Boards Responding
Paper	AR, AZ, DC, FL, GA, IA, ID, IN, KS, KY, MO, MS, MT, NC, ND, NE, NE-APRN, NM, NV, OH, OR, SC, SD, TX, WA, WV-PN, WV-RN, WY	21	76%
Website	AL, AR, AZ, CA-RN, DC, FL, GA, KS, KY, LA-RN, MA, MN, MO, MS, MT, NC, ND, NE, NE-APRN, NM, NV, OH, OK, OR, PA, SC, SD, TN, TX, WA, WI, WV-PN, WV-RN, WY	34	92%
Email	AL, AZ, CA-RN, DC, FL, GA, IA, IN, LA-RN, MN, NV, OH, OK, OR, PA, TN, TX, WA, WI, WV-PN, WY	21	57%



*PN BONs and US Territories are not displayed on the map. For detailed information, please see the text responses below.

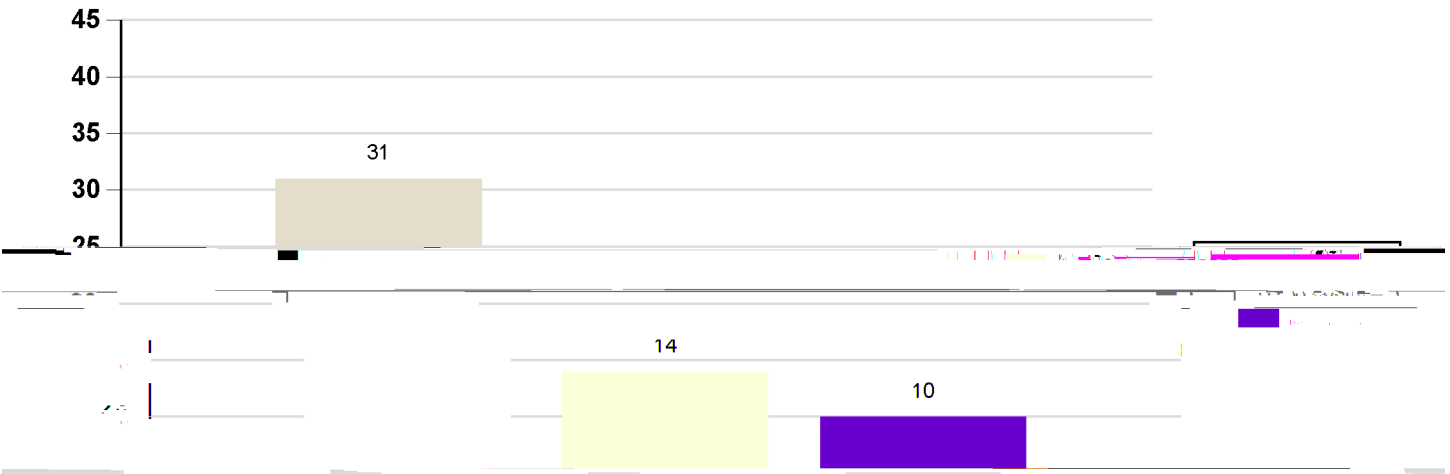
Responses	Jurisdictions	Number of Boards	Percentage of Boards Responding
1-2 times p	[REDACTED]		

[Back To Table of Contents](#)



*PN BONs and US Territories are not displayed on the map. For detailed information, please see the text responses below.

Responses	Jurisdictions	Number of Boards	Percentage of Boards Responding
No	AZ, CNMI, CO, CT, DC, DE, GU, HI, IL, IN, MI, MT, NE, NE-APRN, NH, NJ, NY, PA, RI, SD, UT, VI, WA, WI	24	41%
Yes	AK, AL, AR, CA-RN, CA-VN, FL, GA, IA, ID, KS, KY, LA-PN, LA-RN, MA, MD, ME, MN, MO, MS, NC, ND, NM, NV, OH, OK, OR, SC, TN, TX, VA, VT, WV-PN, WV-RN, WY	34	59%



MEMBER BOARD RESPONSES			
Responses	Jurisdictions	Number of Boards	Percentage of Boards Responding
Paper	FL, IA, KY, LA-PN, MA, MD, MO, MS, NC, NM, NV, OH, OK, WV-PN	14	41%
Website	AK, AL, AR, CA-RN, CA-VN, FL, GA, IA, ID, KS, KY, LA-RN, ME, MN, MO, MS, NC, ND, NM, NV, OH, OK, OR, SC, TN, TX, VA, VT, WV-PN, WV-RN, WY	31	91%
Email	AL, CA-RN, FL, LA-RN, NC, ND, OH, VA, VT, WV-PN	10	29%